


Shareholding Pattern under Regulation 31 of SEBI (Listing Obligations and Disclosure Requirements) Regulations, 2015

General information about company	
Symbol	BLKASHYAP
Name of the company	B L Kashyap & Sons Limited
Class of Security	Equity Shares
Type of Report	Quarterly
Quarter ended	31-03-2016
Date of allotment/ extinguishment (in case of Capital Restructuring selected/ Listing date	N/A
Shareholding pattern filed under	Reg. 31(1)(b)



Declaration		
Sr. No.	Particulars	Yes/No
1	Whether the Listed Entity has issued any partly paid up shares?	No
2	Whether the Listed Entity has issued any Convertible Securities or Warrants?	No
3	Whether the Listed Entity has issued any Warrants?	No
4	Whether the Listed Entity has any shares against which depository receipts are issued?	No
5	Whether the Listed Entity has any shares in locked-in?	No
6	Whether any shares held by promoters are pledge or otherwise encumbered?	Yes
7	Whether company has equity shares with differential voting rights?	No



B L Kashyap & Sons Limited


Table I - Summary Statement holding of specified securities

Category	Category of shareholder	Number of shareholders	No. of fully paid up equity shares held	No. of Partly paid-up equity shares held	No. of shares underlying Depository Receipts	Total nos. shares held (VII) = (IV)+(V)+(VI)	Shareholding as a % of total no. of shares (calculate as per SCRR, 1957)	Number of Voting Rights held in each class of securities		No. of Shares Underlying Outstanding convertible securities (including Warrants)	No. Of Warrants Underlying Outstanding convertible securities and No. Of Warrants	No. Of Shares Underlying Outstanding convertible securities (as a percentage of)	Number of Locked in shares		Number of Shares pledged or otherwise encumbered	Number of Shares held in dematerialised form	
								No of Voting Rights	Total as a % of (A+B+C)				No. (a)	As a % of total Shares held(b)			
(A)	Promoter & Promoter Group	9	138492434	0	0	138492434	67.4126	0	138492434	0	0.0000	67.4126	0	0.0000	138233158	99.8127	138492434
(B)	Public	27230	66947566	0	0	66947566	32.5874	0	66947566	0	0.0000	32.5874	0	0.0000	NA	NA	66931965
(C)	Non Promoter - Non Public																
(C1)	Shares Underlying DRs	0	0	0	0	0	0.0000	0	0	0	0.0000	0.0000	0	0.0000	NA	NA	0
(C2)	Shares Held By Employee Trust	0	0	0	0	0	0.0000	0	0	0	0.0000	0.0000	0	0.0000	NA	NA	0
	Total	27239	205440000	0	0	205440000	100.0000	0	205440000	0	0.0000	100.0000	0	0.0000	138233158	67.2863	205424999
(I)	(II)	(III)	(IV)	(V)	(VI)	(VII)	(VIII) As a % of (A+B+C2)	(IX)	(X)	(XI)	(XII)(a)	(XIII)	(XIV)	(XV)			




B L Kashyap & Sons Limited
Table II - Statement showing shareholding pattern of the Promoter and Promoter Group

Category & Name of the shareholders	PAN	Nos. of shareholders	No. of fully paid up equity shares held	Partly paid up equity shares held	No. of shares underlying Depository Receipts	Total nos. shares held (VII) = (IV) + (V) + (VI)	Shareholding % as per SCRR, 1957 As a % of (A+B+C2)	Number of Voting Rights held in each class of securities			No. of Shares Underlying Outstanding convertible securities (including)	No. Of Warrants Underlying convertible securities and No.	No. Of Shares Underlying Outstanding convertible securities and No.	Shareholding % assuming full conversion of convertible securities (VII)+(X) As a % of (A+B+C2)	Number of Locked in shares (No. (a))	Number of Shares pledged or otherwise encumbered (No. (a))	As a % of total Shares held(b)	As a % of total Shares held(b)	Number of equity shares held in dematerialised form
								No of Voting Rights	Class eg: X	Class eg: Y									
(I)	(II)	(III)	(IV)	(V)	(VI)	(VII)	(VIII) As a % of (A+B+C2)	(IX)	(X)	(XI)	(XII)	(XIII)	(XIV)						
1 Indian Individuals / Hindu Undivided Family																			
(a)																			
(i) Vineet Kashyap	AGDPK0402H	9	138492434	0	0	138492434	67.4126	0	138492434	0	0	0	67.4126	0	0.0000	0.0000	0.0000	138492434	
(ii) Vikram Kashyap	AGDPK0406D	1	48932330	0	0	48932330	23.8183	0	48932330	0	0	0	23.8183	0	0.0000	0.0000	0.0000	48932330	
(iii) Vinod Kashyap	AGDPK0398Q	1	48616750	0	0	48616750	23.6647	0	48616750	0	0	0	23.6647	0	0.0000	0.0000	0.0000	48616750	
(iv) Saurabh Kashyap	AMQPK2343E	1	40684078	0	0	40684078	19.8034	0	40684078	0	0	0	19.8034	0	0.0000	0.0000	0.0000	40684078	
(v) Malini Kashyap	AOQPK6747L	1	94076	0	0	94076	0.0458	0	94076	0	0	0	0.0458	0	0.0000	0.0000	0.0000	94076	
(vi) Amrita Kashyap	APAPK1793F	1	45000	0	0	45000	0.0219	0	45000	0	0	0	0.0219	0	0.0000	0.0000	0.0000	45000	
(vii) Anjoo Kashyap	AOQPK6742R	1	30200	0	0	30200	0.0147	0	30200	0	0	0	0.0147	0	0.0000	0.0000	0.0000	30200	
(viii) Aradhana Kashyap	AAOPK0394H	1	30000	0	0	30000	0.0146	0	30000	0	0	0	0.0146	0	0.0000	0.0000	0.0000	30000	
(ix) Ishhit Kashyap	AMPK1141B	1	30000	0	0	30000	0.0146	0	30000	0	0	0	0.0146	0	0.0000	0.0000	0.0000	30000	
(b) Central Government / State Government(s)																			
(c) Financial Institutions / Banks																			
(d) Any Other (Specify)																			
Sub Total (A)(I)		9	138492434	0	0	138492434	67.4126	0	138492434	0	0	0	67.4126	0	0.0000	0.0000	0.0000	138492434	
2 Foreign Individuals (Non-Resident Individuals / Foreign Individuals)																			
(a) Individuals (Non-Resident)																			
(b) Government																			
(c) Institutions																			
(d) Foreign Portfolio Investor																			
(e) Any Other (Specify)																			
Sub Total (A)(2)		0	0	0	0	0	0.0000	0	0	0	0	0	0.0000	0	0.0000	0.0000	0.0000	0	
Total Shareholding Of Promoter And Promoter Group (A) = (A)(I)+(A)(2)		9	138492434	0	0	138492434	67.4126	0	138492434	0	0	0	67.4126	0	0.0000	0.0000	0.0000	138492434	



B L Kashyap & Sons Limited
Table III - Statement showing shareholding pattern of the Public shareholder

Category & Name of the shareholders	PAN	Nos. of shareholdings	No. of fully paid up equity shares held	Partly paid-up equity shares held	No. of shares underlying Depository Receipts	Total nos. shares held (IV)+(V)+(VI)	Shareholding % as per SCRR, 1957 As a % of (A+B+C2)	Number of Voting Rights held in each class of securities			No. of Shares Underlying & Outstanding convertible securities (including)	No. Of Warrants Underlying & Outstanding convertible securities and No.	No. Of Shares Underlying & Outstanding convertible securities	Shareholding, as a % assuming full conversion of convertible securities (VII)+(X) As a % of (A+B+C2)	Number of Locked in shares		Number of Shares pledged or otherwise encumbered		Number of equity shares held in dematerialised form	
								No of Voting Rights	Class eg: X	Class eg: Y					Total	No. (e)	As a % of total Shares held(b)	No. (a)		As a % of total Shares held(b)
(I)	(II)	(III)	(IV)	(V)	(VI)	(VII)	(VIII)	(IX)	(X)	(XI)	(XII)	(XIII)	(XIV)	(XV)	(XVI)	(XVII)	(XVIII)	(XIX)	(XX)	
1 Institutions																				
(a) Mutual Fund		1	7476219	0	0	7476219	3.6391	7476219	0	7476219	3.6391	0	0	0	0	0	0	0	0	7476219
(b) (i) Hdfc Trustee Company Limited - Hdfc Infrastructure Fund	AAATH1809A		7476219	0	0	7476219	3.6391	7476219	0	7476219	3.6391	0	0	0	0	0	0	0	0	7476219
(c) Venture Capital Funds		0	0	0	0	0	0.0000	0	0	0	0.0000	0	0	0	0	0	0	0	0	0
(d) Alternate Investment Funds		0	0	0	0	0	0.0000	0	0	0	0.0000	0	0	0	0	0	0	0	0	0
(e) Foreign Venture Capital Investors		0	0	0	0	0	0.0000	0	0	0	0.0000	0	0	0	0	0	0	0	0	0
(f) Foreign Portfolio Investor		10	12682970	0	0	12682970	6.1736	12682970	0	12682970	6.1736	0	0	0	0	0	0	0	0	12682970
(g) (i) Acacia Partners, Lp	AALFA7272F		4216000	0	0	4216000	2.0522	4216000	0	4216000	2.0522	0	0	0	0	0	0	0	0	4216000
(ii) Acacia Institutional Partners, Lp	AALFA7287Q		3490220	0	0	3490220	1.6989	3490220	0	3490220	1.6989	0	0	0	0	0	0	0	0	3490220
(h) Financial Institutions / Banks		0	0	0	0	0	0.0000	0	0	0	0.0000	0	0	0	0	0	0	0	0	0
(i) Insurance Companies		0	0	0	0	0	0.0000	0	0	0	0.0000	0	0	0	0	0	0	0	0	0
(j) Provident Funds/ Pension Funds		0	0	0	0	0	0.0000	0	0	0	0.0000	0	0	0	0	0	0	0	0	0
(k) Any Other (Specify)		0	0	0	0	0	0.0000	0	0	0	0.0000	0	0	0	0	0	0	0	0	0
(l) Sub Total (B)(1)		11	20159189	0	0	20159189	9.8127	20159189	0	20159189	9.8127	0	0	0	0	0	0	0	0	20159189
2 India																				
(a) Sub Total (B)(2)		0	0	0	0	0	0.0000	0	0	0	0.0000	0	0	0	0	0	0	0	0	0
3 Non-institutions																				
(a) Individuals																				
(i) Individual shareholders holding nominal share capital up to Rs. 2 lakhs.																				
(ii) Individual shareholders holding nominal share capital in excess of Rs. 2 lakhs.		26100	20337733	0	0	20337733	9.8996	20337733	0	20337733	9.8996	0	0	0	0	0	0	0	0	20322132
(b) (i) Tendra Virwani	AAVPV0738F		9951404	0	0	9951404	4.8439	9951404	0	9951404	4.8439	0	0	0	0	0	0	0	0	9951404
(ii) NBFCs registered with RBI		0	5497711	0	0	5497711	2.6761	5497711	0	5497711	2.6761	0	0	0	0	0	0	0	0	5497711
(c) Employee Trusts		0	0	0	0	0	0.0000	0	0	0	0.0000	0	0	0	0	0	0	0	0	0
(d) Overseas Depositories(holding DRs) (balancing figure)		0	0	0	0	0	0.0000	0	0	0	0.0000	0	0	0	0	0	0	0	0	0
(e) Any Other (Specify)		1108	16499240	0	0	16499240	8.0312	16499240	0	16499240	8.0312	0	0	0	0	0	0	0	0	16499240
(f) Hindu Undivided Family		478	1738693	0	0	1738693	0.8463	1738693	0	1738693	0.8463	0	0	0	0	0	0	0	0	1738693
(g) Non Resident Indians (Non Repat)		35	85266	0	0	85266	0.0415	85266	0	85266	0.0415	0	0	0	0	0	0	0	0	85266
(h) Non Resident Indians (Repatriation)		136	490895	0	0	490895	0.2389	490895	0	490895	0.2389	0	0	0	0	0	0	0	0	490895
(i) Overseas Bodies, Corporates		140	2688467	0	0	2688467	1.3086	2688467	0	2688467	1.3086	0	0	0	0	0	0	0	0	2688467
(j) Bodies Corporate		318	11495899	0	0	11495899	5.9597	11495899	0	11495899	5.9597	0	0	0	0	0	0	0	0	11495899
(k) (i) Bajaj Allianz Life Insurance Company Ltd.	AADCA1701E		3847401	0	0	3847401	1.8728	3847401	0	3847401	1.8728	0	0	0	0	0	0	0	0	3847401
(ii) Sub Total (B)(3)		27219	46788377	0	0	46788377	22.7747	46788377	0	46788377	22.7747	0	0	0	0	0	0	0	0	46772776
(l) Total Public Shareholding (B) = (B)(1)+(B)(2)+(B)(3)		27230	66947566	0	0	66947566	32.5874	66947566	0	66947566	32.5874	0	0	0	0	0	0	0	0	66931965



B L Kashyap & Sons Limited

Table IV - Statement showing shareholding pattern of the Non Promoter- Non Public shareholder

Category & Name of the shareholders	PAN	Nos. of shareholdings	No. of fully paid up equity shares held	Partly paid-up equity shares held	No. of shares underlying Depository Receipts	Total nos. shares held	Shareholding % as per SCRR, 1957 As a % of (A+B+C2)	Number of Voting Rights held in each class of securities		No. of Shares Underlying Outstanding convertible securities (including	No. Of Warrants Underlying Outstanding convertible securities and No.	No. Of Shares Underlying Outstanding convertible securities (VII)(a)	Shareholding, as a % assuming full conversion of convertible securities (VII)(b)/(A+B+C2)	Number of Locked in shares		Number of Shares pledged or otherwise encumbered	Number of equity shares held in dematerialised form	
								No of Voting Rights	Total % of (A+B+C)					No. (a)	As a % of total Shares held(b)			No. (a)
(i)	(ii)	(iii)	(iv)	(v)	(vi)	(vii) = (iv)+(v)+(vi)	(viii) As a % of (A+B+C2)	(ix)	(x)	(xi)	(xii)(a)	(xii)(b)	(xiii)	(xiv)	(xv)	(xvi)	(xvii)	
1. Custodian/DR Holder		0	0	0	0	0	0.0000	0	0.0000	0	0	0.0000	0.0000	0	0.0000	0	0	0
2. Employee Benefit Trust (under SEBI (Share based Employee Benefit) Regulations, 2014)		0	0	0	0	0	0.0000	0	0.0000	0	0	0.0000	0.0000	0	0.0000	0	0	0
Total Non-Promoter- Non Public Shareholding (C) = (C1)+(C2)		0	0	0	0	0	0.0000	0	0.0000	0	0	0.0000	0.0000	0	0.0000	0	0	0

